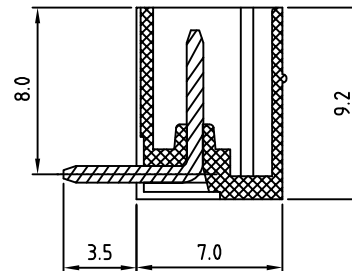
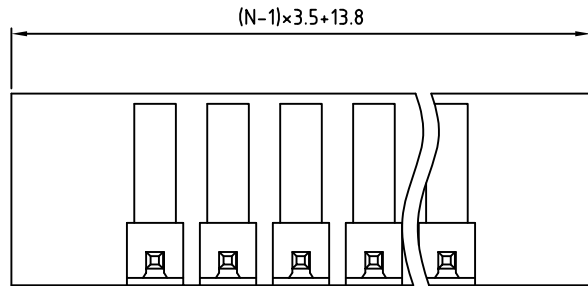
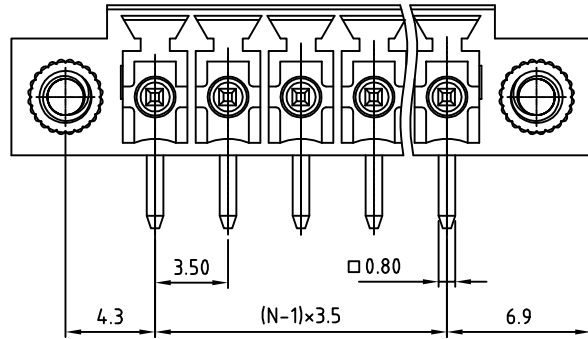


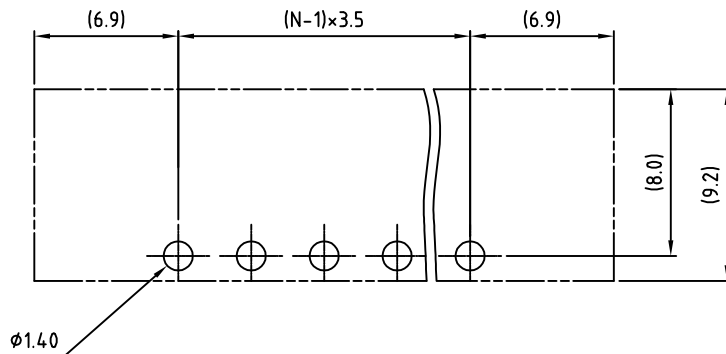
SIGN	DATE	DESCRIPTION	APPROVER

THIS IS CAD DRAWING, DO NOT REVISE MANUALLY!!!



N= Number of contacts

P.C.B LAYOUT



Material

- Terminal body
- (contact pin): Brass(CuZn) Tin plated
- With flange nut: Brass M2.5
- Insulator (housing): Thermoplastic (UL94V-0)

Electrical cULus/CSA/VDE

- Voltage rating: 300VAC/125VAC/125VAC
- Current rating: 10A/8A/10.5A
- Withstanding Voltage: 1.6KV/1.6KV/2.5KV
- Operating temperature: -30°C to +105°C
- Soldering temperature: 250°C±10°C/5 Sec
- Safety Approval:



RoHS Compliant

PART NUMBER:

OSTOQXX1551

- | | |
|--------------|---------------------|
| No. of Poles | COLOR |
| 02: 2 Poles | 0: Black |
| 03: 3 Poles | 5: Green (Standard) |
| | 6: Blue |
| 24: 24 Poles | 8: Grey |



TITLE		OSTOQ 3.5mm Series with flange right-angle 2P-24P				
PART NO.	OSTOQXX1551			DWG NO.	OSTOQXX1551.DWG	
APPROVED	CHECKED	DESIGNED	DRAWN	CUST NO.		
Shi Jun 2006.10.30	Marvin 2006.10.30	Marvin 2006.10.30	Marvin 2006.10.30			
					UNIT: mm	Tolerance
					SCALE: NONE	X. ±0.50
				SHEET: 01/01	REV.: G	X.X ±0.30
						X.XX ±0.10
						X° ±1°

THESE DRAWINGS AND SPECIFICATIONS ARE THE PROPERTY OF ON-SHORE TECHNOLOGY, INC. AND SHALL NOT BE REPRODUCED, COPIED OR USED IN ANY MANNER WITHOUT THE PRIOR WRITTEN CONSENT OF ON-SHORE TECHNOLOGY, INC.